

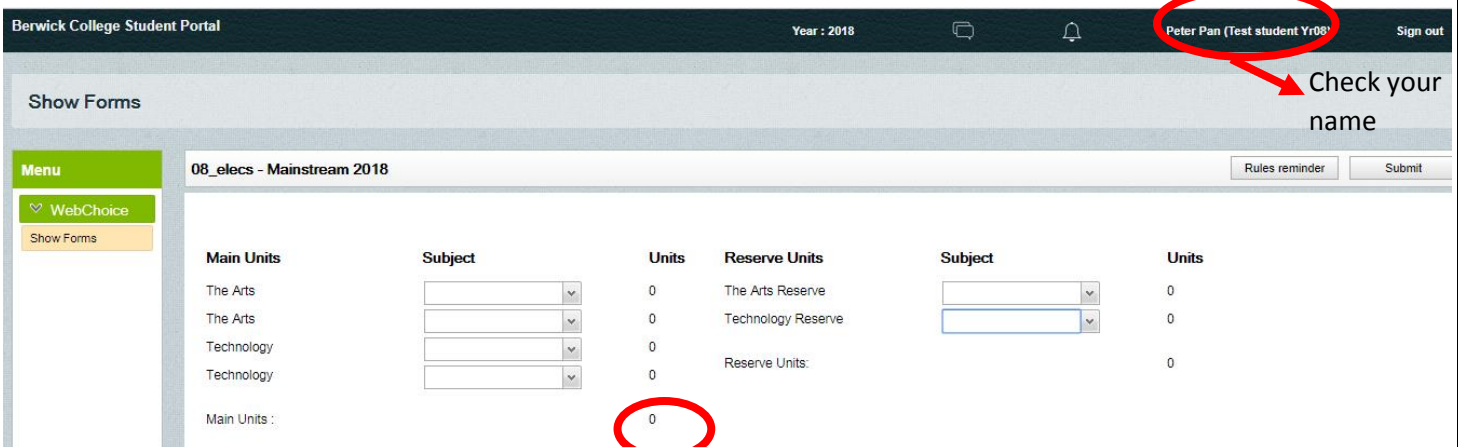
## Instructions on how to use EDVAL Webchoices Course Selection Process – Year 8 2018

1. Login to EDVAL using your webcode provided to you. Go to <http://web.edval.com.au> and press enter on the keyboard.



Enter your webcode here

2. Now you can start selecting your subjects – **Students must choose two (2) Technology, two (2) The Arts.** Students cannot select the same elective more than once (elective courses repeat each semester and may only be studied once). One of the Technology units must be Digital Technology.



Check your name

Main Units	Subject	Units	Reserve Units	Subject	Units
The Arts	<input type="text"/>	0	The Arts Reserve	<input type="text"/>	0
The Arts	<input type="text"/>	0	Technology Reserve	<input type="text"/>	0
Technology	<input type="text"/>	0	Reserve Units:		0
Technology	<input type="text"/>	0			
Main Units :		0			

Make sure this number adds to four (4) units

## Selecting Reserve Subjects:

Students are asked to select reserve subjects. This is in case you are not placed in the subjects chosen due to timetable constraints, class sizes, teacher availability, student numbers, etc.

Select **one (1) THE ARTS RESERVE**, and **One (1) TECHNOLOGY RESERVE** subject for 2018.

08_elecs - Mainstream 2018						Rules reminder	Submit
Main Units	Subject	Units	Reserve Units	Subject	Units		
The Arts	8 Art	1	The Arts Reserve	8 Media	1		
The Arts	8 Art, Fun and Fabrics	1	Technology Reserve	8 Wood	1		
Technology	8 Digital Technology	1	Reserve Units:		2		
Technology	8 Food	1					
Main Units :		4					

## SELECTING BASKETBALL OR DANCE ACADEMY

If you were in the Basketball or Dance Academy in 2017 your selections will appear differently (see below screenshot).

These electives are “year-long” subjects and will count as two (2) out of the four (4) unit choices.

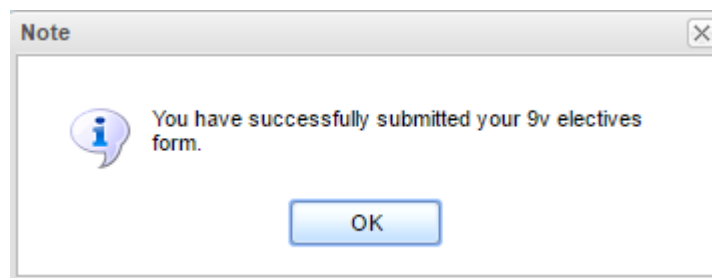
08_elecs - Dance Academy 2018							Rules reminder	Submit
Main Units	Subject	Fee	Units	Reserve Units	Subject	Units		
Dance Academy	8 Dance Academy (\$4...	\$400.00	2	Reserve	8 Art	1		
Digital Technology	8 Digital Technology		1	Reserve Units:		1		
Priority 1	8 Wood		1					
Main Units :			4					

Total electives fee: \$400

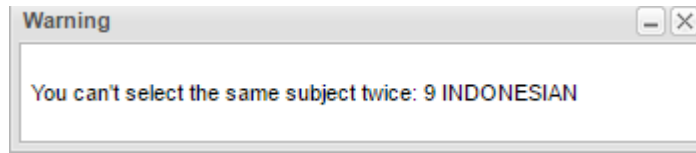
### Academy Students will select:

1. Dance or Basketball academy
2. Digital Technology (compulsory)
3. An Elective of your choice (priority)
4. One (1) reserve elective

Click on “**Submit**” when happy with your subject selection. If all selections are correct a message box will appear. Select OK.

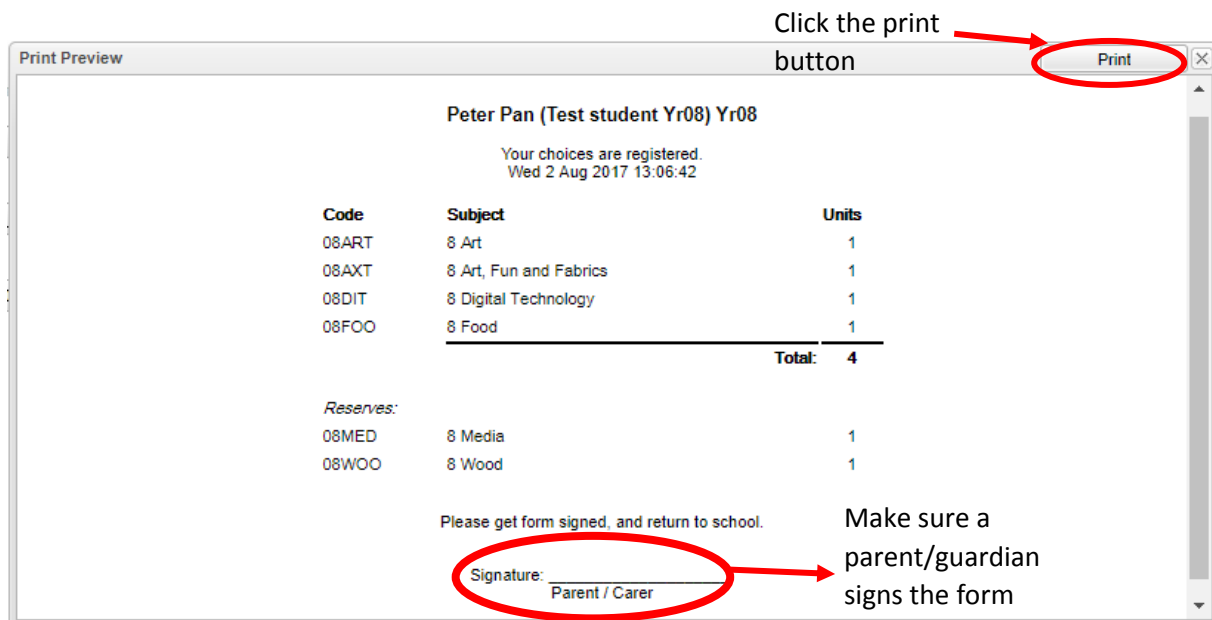


3. If an error occurs, a message box will appear on the screen, click the 'x' to fix the error and click the submit button again.



4. The following form will be displayed, this is the form that need to be PRINTED and SIGNED by a Parent/Guardian and **returned to the labelled box in the General Office by FRIDAY AUGUST 11<sup>th</sup>**. Receipt of this signed form is essential for selections to be processed. If students cannot print the form at home they can log back in at school to print the form in their own time and then get it signed. **NO hand written notes will be accepted.**

Click the print button



The image shows a "Print Preview" window for a student named Peter Pan (Test student Yr08) Yr08. The window contains a table of subject choices and a signature line. A red circle highlights the "Print" button in the top right corner, and another red circle highlights the "Signature: Parent / Carer" line. A red arrow points from the text "Click the print button" to the "Print" button. Another red arrow points from the text "Make sure a parent/guardian signs the form" to the signature line.

Peter Pan (Test student Yr08) Yr08  
Your choices are registered.  
Wed 2 Aug 2017 13:06:42

Code	Subject	Units
08ART	8 Art	1
08AXT	8 Art, Fun and Fabrics	1
08DIT	8 Digital Technology	1
08FOO	8 Food	1
		<b>Total: 4</b>

*Reserves:*

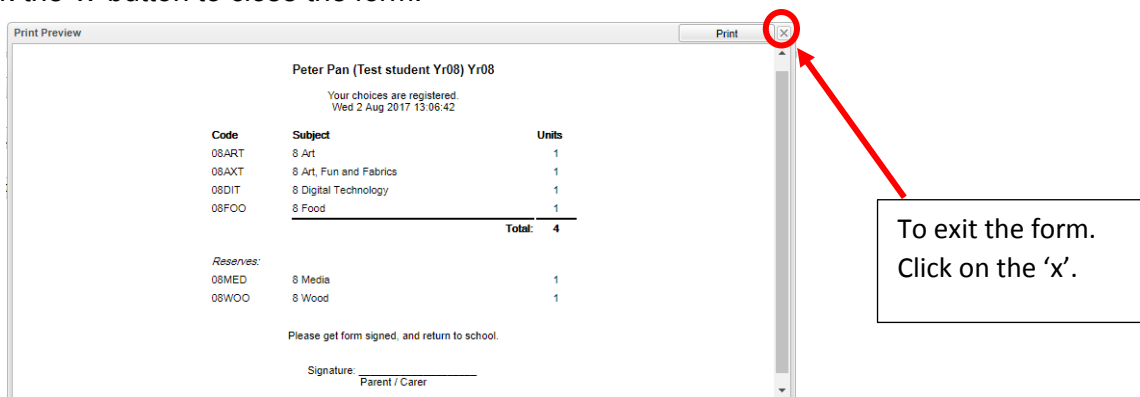
08MED	8 Media	1
08WOO	8 Wood	1

Please get form signed, and return to school.

Signature: \_\_\_\_\_  
Parent / Carer

Make sure a parent/guardian signs the form

5. Click the 'x' button to close the form.



The image shows the same "Print Preview" window as above, but with a red circle around the close button (X) in the top right corner. A red arrow points from the text "To exit the form. Click on the 'x'." to the close button.

Peter Pan (Test student Yr08) Yr08  
Your choices are registered.  
Wed 2 Aug 2017 13:06:42

Code	Subject	Units
08ART	8 Art	1
08AXT	8 Art, Fun and Fabrics	1
08DIT	8 Digital Technology	1
08FOO	8 Food	1
		<b>Total: 4</b>

*Reserves:*

08MED	8 Media	1
08WOO	8 Wood	1

Please get form signed, and return to school.

Signature: \_\_\_\_\_  
Parent / Carer

To exit the form. Click on the 'x'.

6. Sign out of Edval.

Thanks for your cooperation!

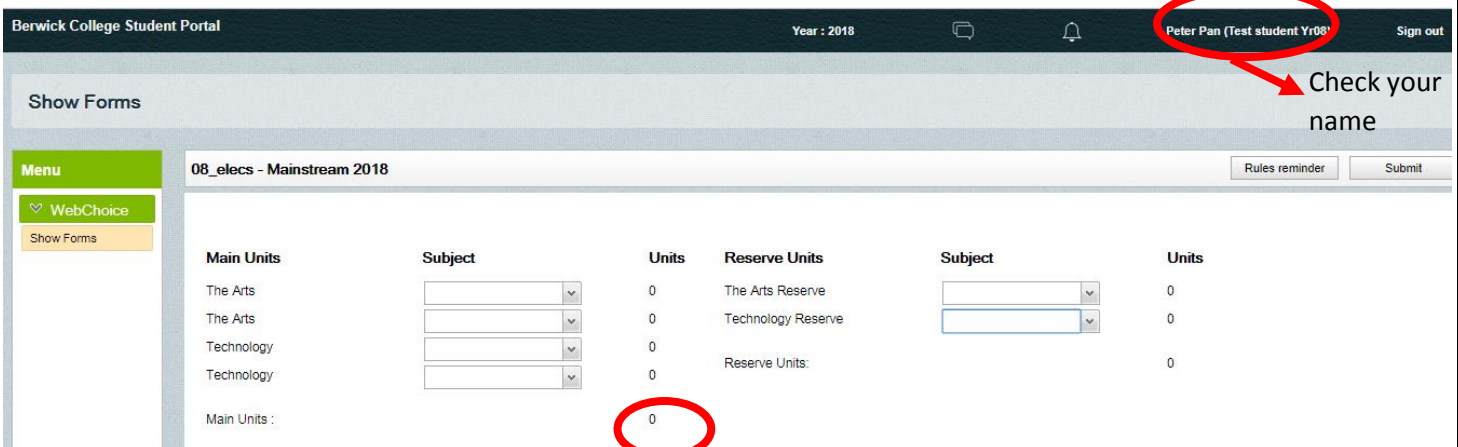
## Instructions on how to use EDVAL Webchoices Course Selection Process – Year 8 2018

1. Login to EDVAL using your webcode provided to you. Go to <http://web.edval.com.au> and press enter on the keyboard.



Enter your webcode here

2. Now you can start selecting your subjects – **Students must choose two (2) Technology, two (2) The Arts.** Students cannot select the same elective more than once (elective courses repeat each semester and may only be studied once). One of the Technology units must be Digital Technology.



Check your name

Main Units	Subject	Units	Reserve Units	Subject	Units
The Arts	<input type="text"/>	0	The Arts Reserve	<input type="text"/>	0
The Arts	<input type="text"/>	0	Technology Reserve	<input type="text"/>	0
Technology	<input type="text"/>	0	Reserve Units:		0
Technology	<input type="text"/>	0			
Main Units :		0			

Make sure this number adds to four (4) units

## Selecting Reserve Subjects:

Students are asked to select reserve subjects. This is in case you are not placed in the subjects chosen due to timetable constraints, class sizes, teacher availability, student numbers, etc.

Select **one (1) THE ARTS RESERVE, and One (1) TECHNOLOGY RESERVE** subject for 2018.

08\_elecs - Mainstream 2018 Rules reminder Submit

Main Units	Subject	Units	Reserve Units	Subject	Units
The Arts	8 Art	1	The Arts Reserve	8 Media	1
The Arts	8 Art, Fun and Fabrics	1	Technology Reserve	8 Wood	1
Technology	8 Digital Technology	1	Reserve Units:		2
Technology	8 Food	1			
Main Units :		4			

## SELECTING BASKETBALL OR DANCE ACADEMY

If you were in the Basketball or Dance Academy in 2017 your selections will appear differently (see below screenshot).

These electives are “year-long” subjects and will count as two (2) out of the four (4) unit choices.

08\_elecs - Dance Academy 2018 Rules reminder Submit

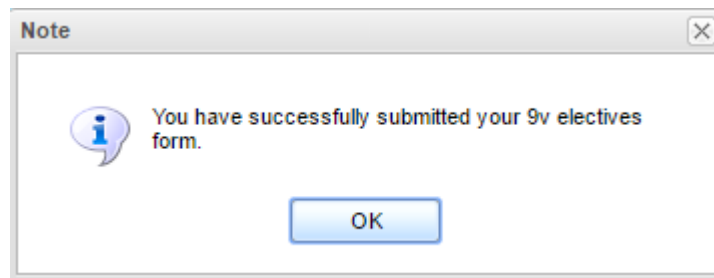
Main Units	Subject	Fee	Units	Reserve Units	Subject	Units
Dance Academy	8 Dance Academy (\$4...	\$400.00	2	Reserve	8 Art	1
Digital Technology	8 Digital Technology		1	Reserve Units:		1
Priority 1	8 Wood		1			
Main Units :			4			

Total electives fee: \$400

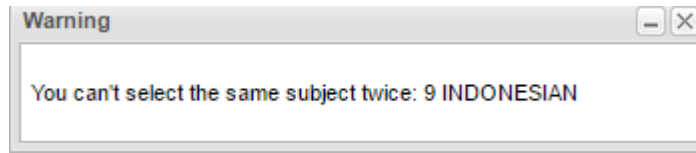
### Academy Students will select:

1. Dance or Basketball academy
2. Digital Technology (compulsory)
3. An Elective of your choice (priority)
4. One (1) reserve elective

Click on “**Submit**” when happy with your subject selection. If all selections are correct a message box will appear. Select OK.

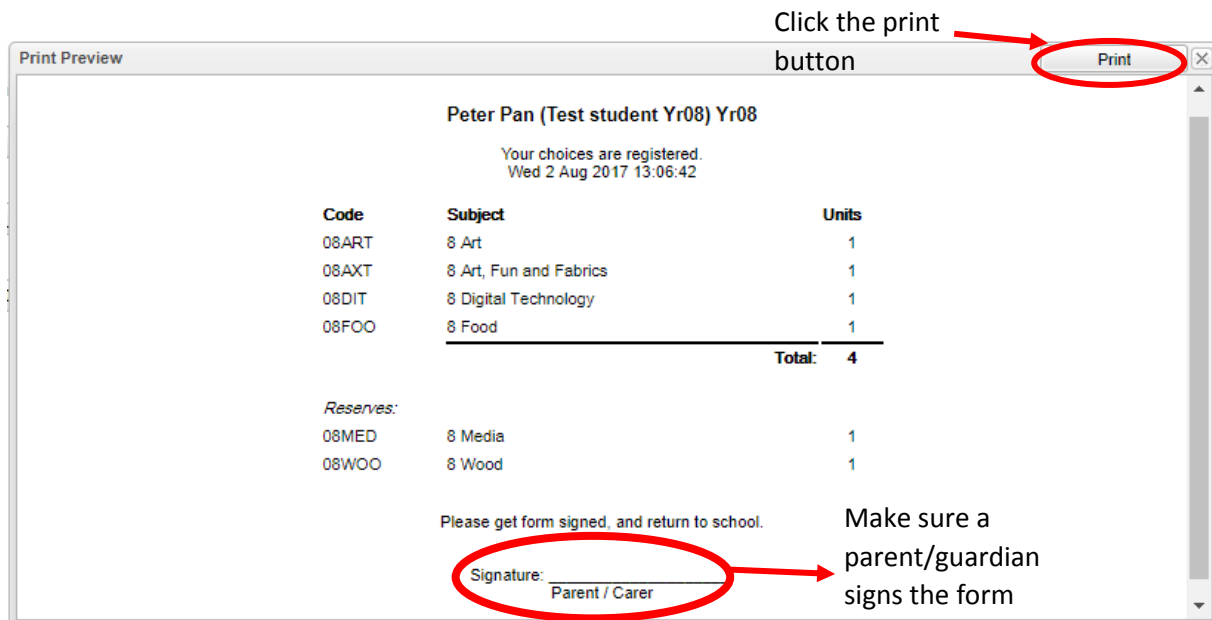


3. If an error occurs, a message box will appear on the screen, click the 'x' to fix the error and click the submit button again.



4. The following form will be displayed, this is the form that need to be PRINTED and SIGNED by a Parent/Guardian and **returned to the labelled box in the General Office by FRIDAY AUGUST 11<sup>th</sup>**. Receipt of this signed form is essential for selections to be processed. If students cannot print the form at home they can log back in at school to print the form in their own time and then get it signed. **NO hand written notes will be accepted.**

Click the print button



The image shows a "Print Preview" window for a student named Peter Pan (Test student Yr08) Yr08. The window contains a table of subject choices and reserves, a signature line, and a "Print" button. A red circle highlights the "Print" button, and another red circle highlights the signature line with an arrow pointing to it.

Peter Pan (Test student Yr08) Yr08  
Your choices are registered.  
Wed 2 Aug 2017 13:06:42

Code	Subject	Units
08ART	8 Art	1
08AXT	8 Art, Fun and Fabrics	1
08DIT	8 Digital Technology	1
08FOO	8 Food	1
		<b>Total: 4</b>

*Reserves:*

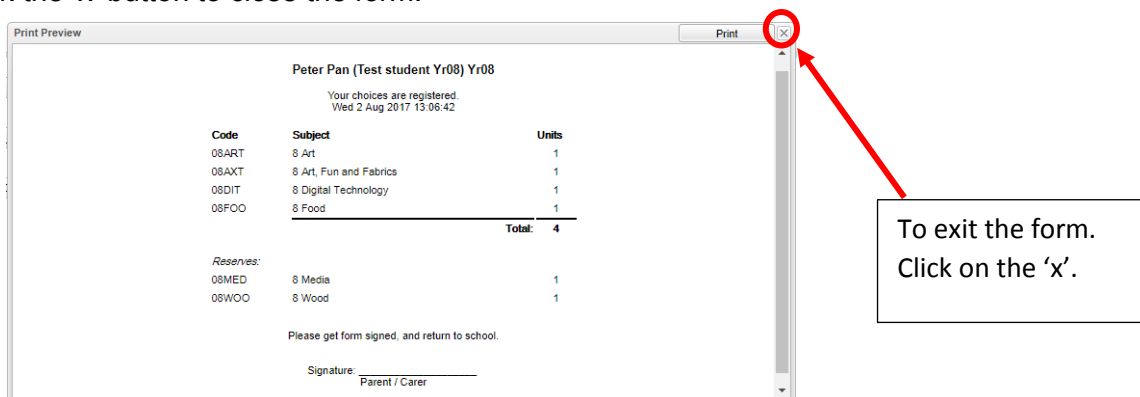
08MED	8 Media	1
08WOO	8 Wood	1

Please get form signed, and return to school.

Signature: \_\_\_\_\_  
Parent / Carer

Make sure a parent/guardian signs the form

5. Click the 'x' button to close the form.



The image shows the same "Print Preview" window as above, but with a red circle around the close button (X) in the top right corner. A red arrow points from a text box to the close button.

To exit the form.  
Click on the 'x'.

6. Sign out of Edval.

Thanks for your cooperation!



## Checklist

- I have read through all of the subject descriptions in the junior curriculum guide. ✓
- I completed all the steps of the selection process online. ✓
- I have printed the summary page of my selections, and read through it to ensure that it is correct. ✓
- My parents/guardian is aware of the Unit Charges of the subjects I have selected. ✓
- My parents/guardian have signed the subject selection summary form ✓
- I have returned my signed summary sheet to the main office by Friday 11<sup>th</sup> August ✓